


Take Your Blockchain Performance to the MAX

The ROI-Focused HashRaQ MAX Is Engineered with Reliability in Mind.



The HashRaQ MAX Unpacked



Designed exclusively for crypto mining, the HashRaQ[®] MAX is a next-gen immersion cooling system that tackles extreme heat loads. Its high-performance cooling distribution unit (CDU) makes it extremely efficient, by sizing the heat exchanger for dry coolers.


You'll experience excellent density and performance with minimal infrastructure requirements, along with lower supplemental expenses such as electrical, plumbing, networking, and shipping.

The system has been rigorously vetted for maximum reliability:

- CFD (computational flow dynamics) modeling
- Balanced and adequate coolant flow verification
- Benchmarking of miners to verify system specs
- Fluid compatibility studies over many IT systems
- Reliable and consistent supply chain


Smart engineering makes the HashRaQ MAX a true workhorse that delivers maximum performance coupled with exceptional value.

- Powerful, efficient, and affordable
- Reduces miner and cooling power use¹
- Cools up to 288 kW per CDU
- pPUE of <1.02²
- Supports overclocking of over 6 kW/miner
- 48 Bitmain S19 miner capacity
- Remote monitoring
- Long service life/Recyclable at end of life
- ElectroSafe[®] coolant protects miners from contaminants



¹ Accomplished through removal of fans.
² General specification with 288 kW load.

HashRaQ^{MAX}



General Product Specifications

Number of Immersion-Cooled Racks	2
Total Miner Capacity	48 Bitmain S19 miners
Number of CDUs per Double-Capacity Rack	1 ³
Total Cooling Capacity	
Chiller-Free Water: 40°C (104°F)	288 kW ⁴
Over-Clocking Capability	6 kW/miner ⁵
pPUE ⁶	<1.02
Standard PDU Details	
Quantity	Four
Outlets	24 C19 each
Architecture	Basic
Circuit Breaker Amps	160A each
Alternate PDUs Available	
Overall Dimensions (L x W x H)	2.85 m x 1.97 m x 1.55 m (9.4 ft x 6.5 ft x 5.1 ft)
Estimated Component Weights	
Racks, CDU, and Stand	227 kg (500 lbs)
Coolant	860 kg (1894 lbs)
Estimated Weight When Commissioned ⁷	1950 kg (4300 lbs)

Power and Water

Final Heat Rejection Options	Flexible options can include: Adiabatic/evaporative cooling tower Dry cooler ⁸
Water Requirements	Maximum particulate size 0.8 mm ⁹ Input temperature 40°C (104°F) Recirculating flow 29.5 m ³ /hr (130 gpm) 6 to 9°C dT (10 to 15°F dT) Connection 73.0 mm (2.5") male Victaulic
CDU Power Requirements	1x 3PH 460VAC 60hz, max power consumption 3.7kW
PDU Power Requirements	4x 160A 415Y/240VAC ¹⁰

Monitoring and Reporting

Platform	IoT with Modbus TCP/IP for BMS interface
Alerting	Alerts via DCIM platform
DCIM/BMS Integration Protocols	Modbus
Measurements and Fault Detection	Operating temperatures of coolant and water Coolant pressure Coolant levels

Site Requirements

Client provides	Access to power and recirculating water ¹¹ Secondary containment Level surface (slab or raised floor) with slope <1/650 Standard data center fire suppression as required
Operating Environment	Ambient temperature 5 to 45°C (40 to 113°F)

Delivery and Installation

Lead Time	Typically ships within 12 weeks after receipt of purchase order.
Shipping Terms	Ex-Works
On-site Installation and Training ¹²	One business day per unit

Warranty

Includes 90-day limited warranty against defects in material and workmanship with limited support. Annual monitoring plans	Other plans available for additional cost: Full year limited warranties and support plans Annual maintenance plans
--	--

³ An additional spare CDU available for additional cost.

⁴ CDU is designed for up to 288 kW (6 kW per miner). Actual cooling capacity will depend on end user's specified level of overclocking, as well as final heat rejection system.

⁵ Over-clocking greater than 6 kW/miner may require colder/chilled water.

⁶ General specification assuming 6 kW/miner. Values will change if end user utilizes less over-clocking.

⁷ Includes coolant, mining equipment, cables, and cords. Actual weight depends on configuration.

⁸ System cooling performance dependent on climate.

⁹ Failures resulting from particulates exceeding 0.8mm or poor water quality will void warranty.

¹⁰ One input power feed per PDU.

¹¹ GRC and HTS can assist in heat rejection design/implementation.

¹² Installation applies to installing the rack in the data center space only and does not include installation of digital asset mining equipment.



11525 Stonehollow Drive, Suite A-135 Austin, TX 78758
+1.512.692.8003 • ContactUs@grcooling.com • grcooling.com

GRC believes the information in this Data Sheet to be accurate; however, GRC does not make any representation or warranty, express or implied, as to the accuracy or completeness of any such information and shall have no liability for the consequences of the use of such information.

This Data Sheet and its contents do not constitute an order by GRC to sell any product. An order is made only by a quotation provided by GRC. The terms of sale in such quotation may vary from those set forth in this Data Sheet. GRC's acceptance of any order shall be in GRC's sole discretion, and all quotations and sales are subject to GRC's Terms and Conditions of Commercial Sale.